
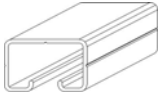

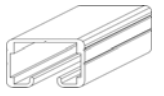



# COVOC TRACK SELECTION GUIDE

Model		Dimensions / Finish	Usage	Components
<b>Covoc 8770 Track</b>		1-1/8" W x 3/4" H Aluminum White Black	Cubicle Track, Shower Track Straight or Curved (14" Radius) Custom Bends Available with Template (some restrictions apply)	#8780 Roller Carrier with Hook #8785 End Stop #8790 End Stop with Pullout #8795 Splice
<b>Covoc Radius Track</b>		1-1/4" W x 7/8" H Aluminum	Radius Cubicle Track (Continuous Curve) 48", 60" or 72" Radius	#6623 Roller Carrier with Hook #8814 End Stop
<b>Covoc U-Bend It Track</b>		1/4" W x 5/8" H Aluminum	Light Duty Shower Track or Cubicle Track Curve by Hand On-Site	#5419 Carrier with Hook #5456 End Stop #5455 Splice #5427 Ceiling Bracket
<b>Covoc 8826 Track</b>		1-1/4" W x 7/8" H Aluminum	I.V. Track Straight or 90-Degree Curve (18" Radius)	#8812 4-Wheel I.V. Trolley #8814 End Stop #8816 Splice I.V. Trees (Bottle Holders): #2204 4-Hook Telescoping 25"-37" #2238 5-Hook 36" (Adjustable 18") #2192 4-Hook Non-Adjustable
<b>Covoc 7750 Track</b>		1-1/4" W x 3/4" H Aluminum	I.V. Track Straight or 90-Degree Curve (14" Radius)	#7752 Gravity Lock I.V. Carrier #7910 End Stop #7755 Splice I.V. Tree (Bottle Holder): #8655 Deluxe Adjustable I.V. Tree with Folding Arms